

# Engineer's Precision Squares

SS-A

## Internal & External Squareness as per BS 939 Grade B\*

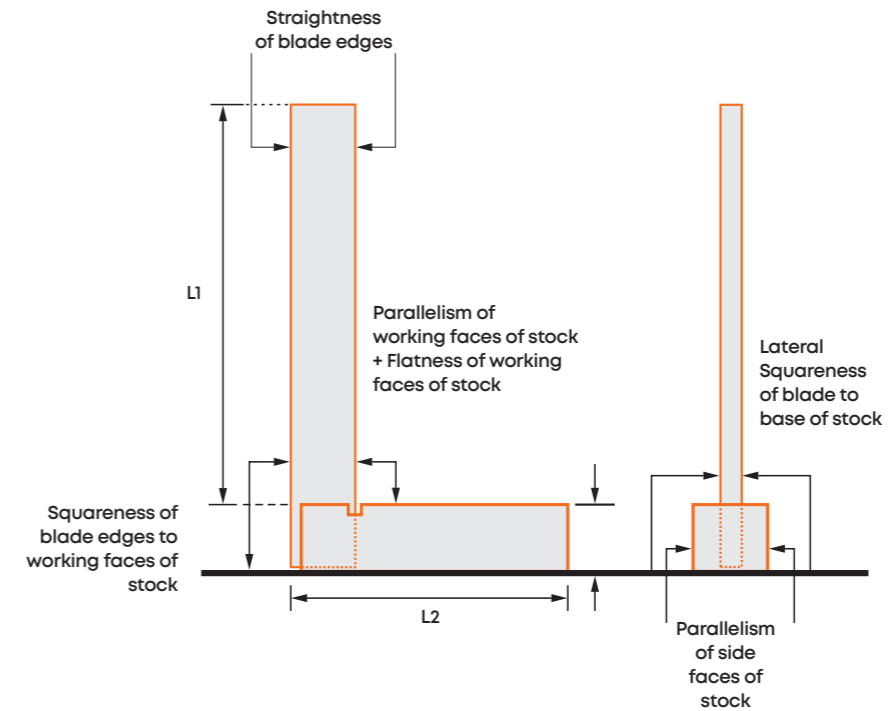
Useful for setting up & checking jobs where extreme accuracy is required

Hardened spring steel blades permanently fixed to the stock by means of tapered self locking rivets which ensure complete rigidity

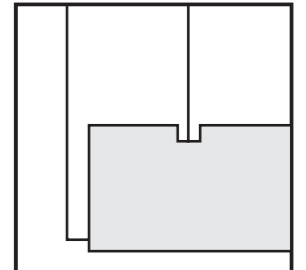
Blade and stock are precisely ground to ensure straightness and parallelism

Working edges of the blades are lapped for enhanced accuracy

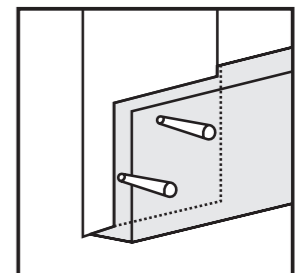
Groove on the inner corner of the stock aids in the clearance of burr or dirt



ACC.  
**BS 939\***



The stock is grooved at inner corner for clearance for burr or dirt so that there is no interference with measuring accuracies



Use of tapered self locking rivets ensures perfect rigidity

## SPECIFICATIONS

CAT NR.	STRAIGHTNESS OF BLADE EDGES		FLATNESS OF WORKING FACES OF STOCK		PARALLELISM OF WORKING FACES OF STOCK		PARALLELISM OF SIDE FACES OF STOCK		SQUARENESS OF BLADE EDGES TO WORKING FACES OF STOCK		LATERAL SQUARENESS OF BLADE TO BASE OF STOCK	
	(INCH)	(MICRONS)	(INCH)	(MICRONS)	(INCH)	(MICRONS)	(INCH)	(MICRONS)	(INCH)	(MICRONS)	(INCH)	(MICRONS)
SS/A/2	0.00039	10	0.00039	10	0.00020	5	0.0012	30	0.00063	16	0.0078	200
SS/A/3	0.00039	10	0.00039	10	0.00020	5	0.0012	30	0.00063	16	0.0078	200
*SS/A/4	0.00039	10	0.00039	10	0.00020	5	0.0012	30	0.00063	16	0.011	300
*SS/A/6	0.00039	10	0.00039	10	0.00020	5	0.00196	50	0.00063	16	0.011	300
□SS/A/8	0.00059	15	0.00059	15	0.00031	8	0.00196	50	0.00078	20	0.015	400
SS/A/9	0.00059	15	0.00059	15	0.00031	8	0.00196	50	0.00094	24	0.015	400
□SS/A/10	0.00059	15	0.00059	15	0.00031	8	0.00196	50	0.00094	24	0.015	400
SS/A/12	0.00059	15	0.00059	15	0.00031	8	0.00196	50	0.00094	24	0.015	400

\* Best Seller    □ Made to order

## ORDERING INFORMATION

CAT NR.	ORD NR.	BLADE LENGTH L1 (FROM INNER EDGE OF STOCK TO END OF BLADE)		STOCK LENGTH L2 (FROM EDGE OF STOCK TO OUTER EDGE OF BLADE)		BOX QTY.
		(INCH)	(MM)	(INCH)	(MM)	
SS/A/2	01000	2	50	2	50	200
SS/A/3	01001	3	75	2-3/8	60	200
*SS/A/4	01002	4	100	3	75	150
*SS/A/6	01003	6	150	4	100	80
SS/A/8	01004	8	200	5	125	25
SS/A/9	01005	9	225	6-5/16	160	25
SS/A/10	01006	10	250	6-1/2	165	15
SS/A/12	01007	12	300	8-9/32	210	15

\* Best Seller